






INSTALLATION INSTRUCTIONS

2025 Murano 1274B

REAR BUMPER GUARD



No	Name	Photo	Qty
A	Bolt 1		4
B	Bolt 2		4
C	Flat Washer		12
D	Lock Washer		4

E	Nut		4
F	<div>1274B for 2025 Murano</div> 		




Before

↑

After

↑



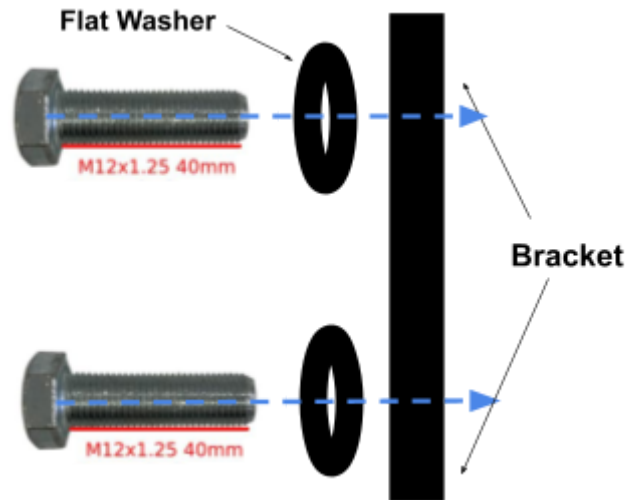
Passenger side



Raise the Car using a Lift

Step 1:

Mounting the Bracket with Bolt 1 two on each side, put on the Bracket first, then Flat Washer, then screw the Bolt 1



Step 2:

Install the Rear Bumper with Bolt 2, Nut, Flat Washer, and Lock Washer

