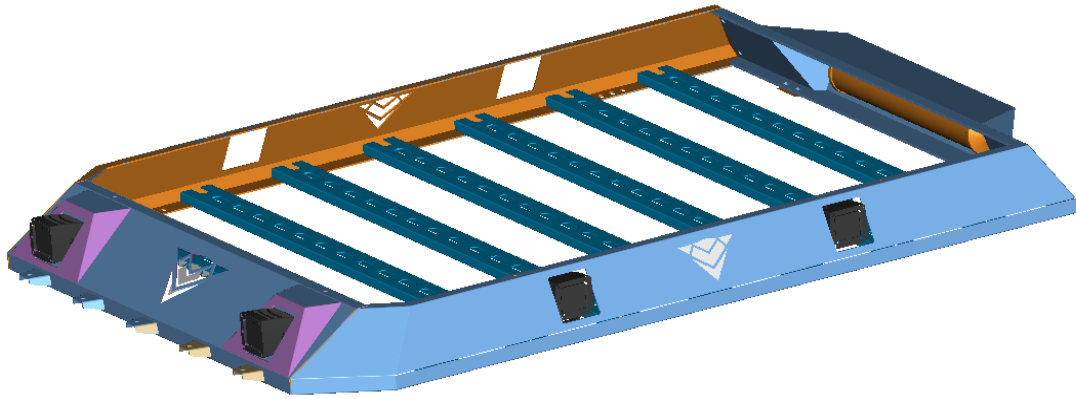


















# Installation Instruction for Roof Rack

Part No.: VGRR-2069BK

**NOTE:**

1. In order to be convenient for installation, please read through instructions carefully before installation. And make some protection while installing the roof rack that avoid to scratch on surface.
2. Please do periodic inspections to the installation to make sure that all hardware is secure and tighten.
3. The pictures of instructions are for your reference. May be a little difference in actual, but install in same way.



<b>Part List</b>					
					
					
					
					



R: Rear Mounting Bracket(2PCS)




S: Bracket for 2nd Door (2PCS)



T: M6X15 Bolt (2PCS)



W: D6 Flat Washer (2PCS)



Installed Picture

