

TOYOTA HIGHLANDER 2020+

2283B

Installation Instruction

Thank you very much for choosing our products.

Please read the installation instruction carefully before using our product and be sure to fully understand the contents mentioned above for subsequent installation.

In addition, please keep properly the installation instruction for product maintenance in future.

Attention

- The following symbols are used in this installation instruction.



Caution

**Relevant matters must be obeyed for safety.
Non-compliance may result in injury or other accidents.**

Please read carefully and obey strictly.

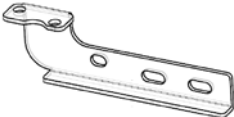
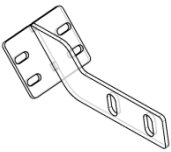

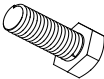

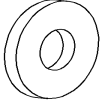

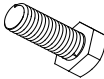
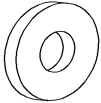








Note

**Relevant matters must be obeyed for the smooth installation
and use.**

- Non-compliance may cause the problems with vehicle. Please do not install that is not recorded in this instruction.
- Please forgive that we are not responsible for any consequences arising from the installation not according to our installation instruction.

● **Product Composition** *Please confirm if it is missing.

<p>1.Loading bracket (2 pieces)</p> 	<p>2.Connection code (2 pieces)</p> 	<p>3.Stiffener (2 pieces)</p> 	<p>4.Bolt M12*35 (6 pieces)</p> 
<p>5.Nut M12 (6 pieces)</p> 	<p>6.Washer M12 (12 pieces)</p> 	<p>7.Washer M12 (6 pieces)</p> 	<p>8.Bolt M8*20 (8 pieces)</p> 
<p>9.Washer M8 (8 pieces)</p> 	<p>10.Washer M8 (8 pieces)</p> 	<p>11.Nut M8 (8 pieces)</p> 	<p>12.Cushion Block (4 pieces)</p> 

<p>Ratchet</p> 	<p>17MM socket</p> 	<p>Wrench #17</p> 	
--	--	---	--

● **Installation tools** *Please prepare these tools before installation.

TIPS:

= **Routine Maintenance** =

Do not attach the bar to the vehicle using anchorages not intended for this purpose.

Do not use the bar for any vehicle other than those specified by the bar manufacturer.

The use of an alloy polish such as ‘Auto Sol’ is recommended for extra shine, however hot soapy water will also clean well.

Please use neutral detergent to wet the soft cloth or suede and so on, then clean our product.