



Vanguard Bull Bar

11-20 Jeep Grand Cherokee; 11-20 Dodge Durango

1788b

Installation Instructions

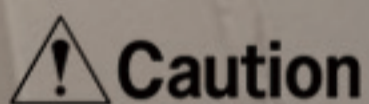
Thank you very much for choosing our products.

Please read the installation instruction carefully before using our product and be sure to fully understand the contents mentioned above for subsequent installation.

In addition, please keep properly the installation instruction for product maintenance in future.

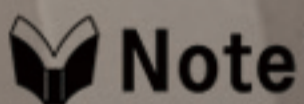
Attentions

- The following symbols are used in this installation instruction.



Caution

**Relevant matters must be obeyed for safety.
Non-compliance may result in injury or other accidents.
Please read carefully and obey strictly.**




Note

**Relevant matters must be obeyed for the smooth installation
and use.**

- Non-compliance may cause the problems with vehicle. Please do not install that is not recorded in this instruction.
- Please forgive that we are not responsible for any consequences arising from the installation not according to our installation instruction.



1. Remove the mudguard under the car first.



2. Install the bumper bracket.



3. Cut off part of the fender space to leave a place for the bracket to install.



4. Prepare the bumper and install it.



5. Install the fixing screws.



6. Reset the mudguard.

7. Complete the installation.

